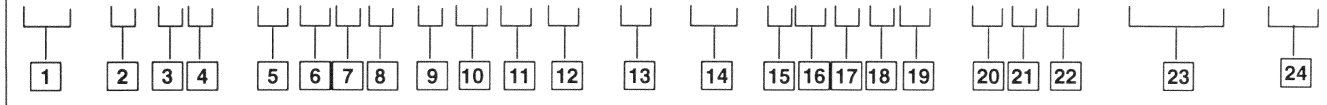


Model Code

(F3) - C - * 5 - (H) ** * * - * (V) ** (V) - M - (S*) - * ** * * (L) - ** * *** - 100/110 - EN**



1 Seals for mineral oil & fire resistant fluids

2 Relief valve

3 Connections

G – Subplate mounting
S – Straight threads
T – NPTF threads

4 Solenoid controlled

5 High flow
Omit for standard models

6 Valve size

10 – 1-1/4"–1.6250 straight thread or 1-1/4" NPTF

7 Pilot spool function

0, 1, or 2 Indicates venting condition

8 Pilot spool spring arrangement

A – Spring offset
C – Spring centered
F – Spring centered, shift to center

9 Pressure range

B – 125–1000 psi
C – 500–2000 psi
F – 1500–3000 psi

10 High vent (Req'd for high flow models)

Blank – Omit for low vent models

11 Manual override options (included in pilot valve model code)

Blank – Plain override solenoid ends only
H – Waterproof override solenoid ends only

H2 – Waterproof override both ends of single solenoid

M – Serviceable manual overrides in solenoid ends only

P2 – Plain override both ends of single solenoid

Y – Lockable manual overrides solenoid ends only

Z – No overrides in either end

12 Solenoid energization identity

Blank – Standard arrangement for ANSI B93 9 (energise solenoid A for flow P to A port)

V – Solenoid identification determined by position of solenoid. (Solenoid A at port A end and/or solenoid B at port B end. (All 4 & 8 spools are always V code)

13 Flag symbol heading electrical options & features

14 Spool position monitoring switch (tank pressure rating 10 bar only)

S1 – Switch, normally open, U coils only
S2 – Switch, normally closed, U coils only
S3 – Switch, wired normally open, P*
S4 – Switch, wired normally closed, P*
S5 – Switch, free leads, FW & FJ only

15 Coil type

U – ISO 4400
F – Flying lead
SP1 – Single 6,3 series spade to IEC 760
SP2 – Dual 6,3 series spade to IEC 760

16 Electrical connections (F type coil only) omit if not required

T – Wired terminal block

PA – Instaplug male receptacle only

PB – Instaplug male & female receptacle

PA3 – Three pin connector

PA5 – Five pin connector

17 Housing (F type coils only)

W – 1/2 NPT thread wiring housing

J – 20 mm thread wiring housing

18 Electrical options

1 – ISO with fitted plug, U type coils only

6 – ISO with fitted plug, with lights, U type coils only

19 Solenoid indicator lights (F build only) To be used with T terminal block models. (Omit if not required)

20 Coil identification

21 Pilot valve code (tank pressure rating)

2 – 10 bar (145 psi) use with switch models S*

5 – 100 bar (1450 psi) DG4V–3S–60

6 – 160 bar (2300 psi) DG4V–3–60

7 – 210 bar (3000 psi) DG4V–3–60

22 Pilot valve port orifices

23 Design

100 – DG4V3S–60

Standard pilot valve

110 – DG4V3–60

High performance pilot valve

24 Special modifications (omit if not required)


11 Thru **22** included in pilot valve model code

Service Data

VICKERS

Solenoid Controlled Pilot Operated Relief Valves

(F3)–C/G/S/T5–(H)–10***(V)**(V)–M–(S*)***** (L)*****–100/110–EN**



Vickers Incorporated
A TRINOVA Company
5445 Corporate Drive
P. O. Box 302
Troy, Michigan 48007–0302
U.S.A.

*** Note**
On CG5-(H)10**C-*100/110 dual solenoid models, pilot valve & cover S/A are rotated 90° clockwise from body. Refer to pilot valve drawing for parts breakdown.

* Pilot Valve (See Table)
(DG4V-3(S)-*C-60 Shown)
▲ 232332 'O'Ring (4 Req'd)
■ 329463 Restriction plug
■▲ 263497 'O'Ring
■ 329463 Plug
Torque 53-58 N.m.
(39-43 lb. ft.)

■ 285601 Seat

Assemble 285601 seat with cross hole facing up as shown.

■▲ 262367 'O'Ring

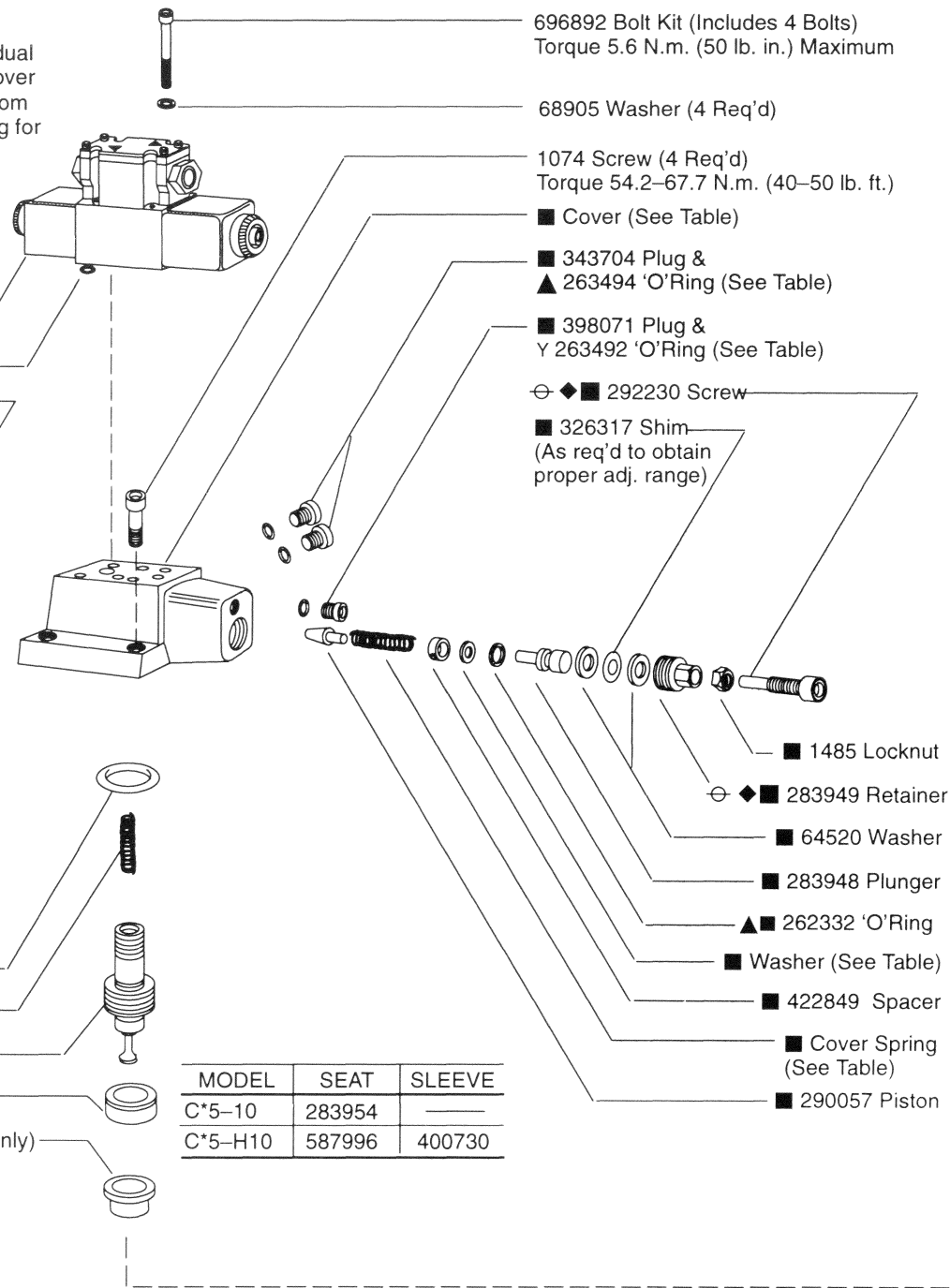
Spring (See Table)

283952 Piston

Seat (See Table)

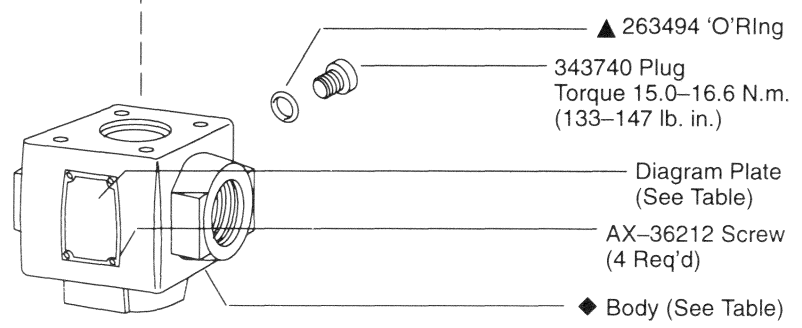
Sleeve ('H' High Flow Models Only)
(See Table)

MODEL	COVER S/A
C*5-(H)100A/F-B(V)-100/110	942456
C*5-(H)100A/F-C(V)-100/110	942457
C*5-(H)100A/F-F(V)-100/110	942458
C*5-(H)101A-B(V)-100/110	942459
C*5-(H)102A-B(V)-100/110	
C*5-(H)10*C-B(V)-100/110	942460
C*5-(H)101A-C(V)-100/110	
C*5-(H)102A-C(V)-100/110	942461
C*5-(H)10*C-C(V)-100/110	
C*5-(H)101A-F(V)-100/110	942461
C*5-(H)102A-F(V)-100/110	
C*5-(H)10*C-F(V)-100/110	



- 696892 Bolt Kit (Includes 4 Bolts)
Torque 5.6 N.m. (50 lb. in.) Maximum
- 68905 Washer (4 Req'd)
- 1074 Screw (4 Req'd)
Torque 54.2-67.7 N.m. (40-50 lb. ft.)
- Cover (See Table)
- 343704 Plug &
▲ 263494 'O'Ring (See Table)
- 398071 Plug &
Y 263492 'O'Ring (See Table)
- ⊕ ◆ ■ 292230 Screw
- 326317 Shim
(As req'd to obtain proper adj. range)
- 1485 Locknut
- ⊕ ◆ ■ 283949 Retainer
- 64520 Washer
- 283948 Plunger
- ▲ 262332 'O'Ring
- Washer (See Table)
- 422849 Spacer
- Cover Spring
(See Table)
- 290057 Piston

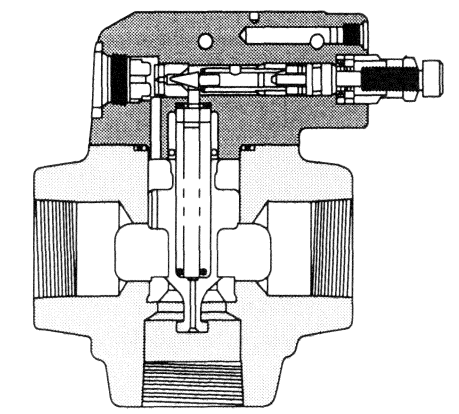
MODEL	SEAT	SLEEVE
C*5-10	283954	—
C*5-H10	587996	400730



- ▲ 263494 'O'Ring
 - 343740 Plug
Torque 15.0-16.6 N.m.
(133-147 lb. in.)
 - Diagram Plate
(See Table)
 - AX-36212 Screw
(4 Req'd)
 - ◆ Body (See Table)
- | MODEL | BODY |
|----------------------|--------|
| CT5-10*-*-100/110 | 590300 |
| CS5-(H)10*-*-100/110 | 580430 |

MODEL	DIAGRAM PLATE	* PILOT VALVE
C*5-(H)100A(P)-*(V)-M-***-100	422864	DG4V-3S-0BL-M***-60
C*5-(H)100A(P)-*(V)-M-***-110		DG4V-3-0BL-M***-60
C*5-(H)101A(P)-*(V)-M-***-100	422865	DG4V-3S-2AL-M***-60
C*5-(H)101A(P)-*(V)-M-***-110		DG4V-3-2AL-M***-60
C*5-(H)102A(P)-*(V)-M-***-100	423814	DG4V-3S-2BL-M***-60
C*5-(H)102A(P)-*(V)-M-***-110		DG4V-3-2BL-M***-60
C*5-(H)100C-*(V)-M-***-100	422862	DG4V-3S-0C-M***-60
C*5-(H)100C-*(V)-M-***-110		DG4V-3-0C-M***-60
C*5-(H)102C-*(V)-M-***-100	422863	DG4V-3S-2C-M***-60
C*5-(H)102C-*(V)-M-***-110		DG4V-3-2C-M***-60
C*5-(H)100F(P)-*(V)-M-***-100	—	DG4V-3S-0FL-M***-60
C*5-(H)100F(P)-*(V)-M-***-110	—	DG4V-3-0FL-M***-60

* Refer to pilot valve drawing for parts breakdown.



Relief valve sectional view without pilot valve

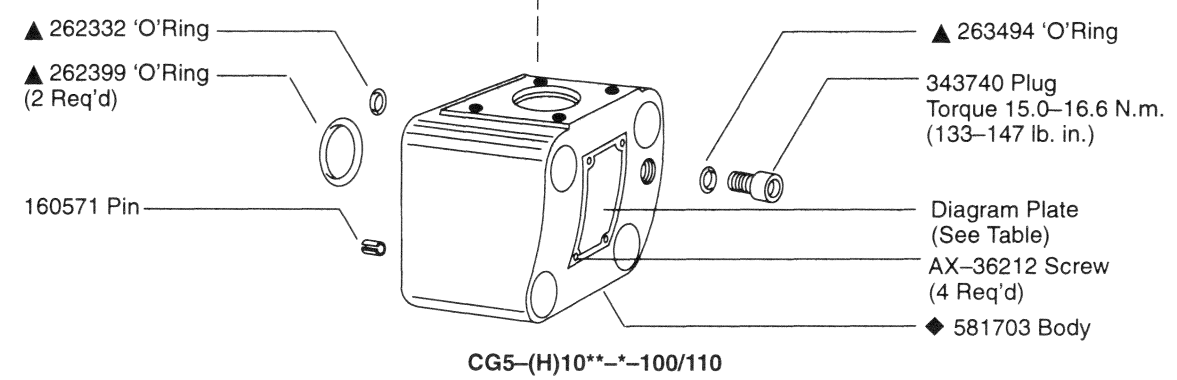
MODEL	COVER	PLUG/'O'RING (2 REQ'D)	PLUG/'O'RING
C*5-(H)100A-100/110	422852	—	—
C*5-(H)101A-100/110	424204	343740/▲ 263494	398071/▲ 263492
C*5-(H)102A-100/110			
C*5-(H)10*C-100/110			

MODEL	WASHER	COVER SPRING	SPRING
C*5-10**-B-100/110	—	2280	291822
C*5-H10**-BV-100/110	—		291821
C*5-10**-C-100/110	233110	583937	291822
C*5-H10**-CV-100/110			291821
C*5-10**-F-100/110	—	2281	291822
C*5-H10**-FV-100/110	—		291821

- Included In Cover S/A
- ▲ Included In F3 Seal Kit 696930
(includes pilot valve seals)
- ⊕ Lubricate With Oil Before Assembly
- ◆ Not Available For Sale

Note

Parts Prefixed With A Symbol Available Only In Kits.



CG5-(H)10**-*100/110